adesivi

TECHNICAL DATA SHEET

PRODUCT

SIDERPLAST STANDARD (C4100, C4130)

CHARACTERISTICS

SIDERPLAST STANDARD is a two component putty for metal surfaces which is easy to apply and to sand, and dries rapidly. These characteristics quicken the working time. After its hardening, results are successful: it is highly adherent and elastic.

SIDERPLAST STANDARD can be applied on nude sheets, new sheets and zinc sheets; It is mustard colour and can be painted over directly using any type of one or two-pack product.

TECHNICAL DATA

Specific weight	1800 ± 20 g/ml	(MI 001)
V.O.C.	97 ± 2 g/l	(ASTM 2369)
Viscosity	2700 ± 300 Pas	(MI 002B; 25 °C)
Consistency	2000 ± 300 Pas	(MI 002B; 25 °C)
Colour	Mustard	

STORAGE

Keep the container well closed and stored in a cool (temperature below 25°C) and ventilated environment for a maximum period of 12 months from the date of production marked on the tin. Avoid direct sun exposure.

SECURITY RULES

Apply the putty and let it dry in an airy place. It is recommended the use of personal protective equipment during application phase. Read carefully the safety data sheet before application

APPLICATION

- Before applying the putty, be sure that the surfaces are completely dry and clean. In case of application on nude sheet , sand it with sandpaper grained P 80 and P 150;
- Take from the tin, with clean tools, the quantity to use adding from 1 to 3 grams of hardener per each 100 grams of product;
- Mix them up and amalgamate the two components well;
- Apply the putty on the surface taking into account that the product can be sanded (grain sizes P 80 – P 120, on dry surfaces) after 30 – 40 minutes; The hardening process depend on room temperature: it harden fastly with more than 25 degrees and slowly with a lower temperature;
- Do not put in the tinr cured putty and/or not used putty to avoid that the whole content of the tin deteriorates;
- Close the tin after use to avoid product hardening in contact with air.

TECHNICAL DATA SHEET

	Application	Putty knife
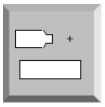	Hardener	Hardener paste (DBP) 1 - 3 %
	Gel time	6 - 8 min (MI 003; 25 °C)
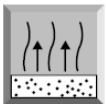	Dry to touch	10 - 30 min (MI 012; 25 °C)
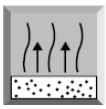	Full dry	< 1 h (MI 012; 25 °C)
	Sanding	30 - 40 min (MI 012; 25 °C)

FURTHER INFORMATION

DRYING (MI 012; 1 – 3 % benzoyl peroxide)

TEMPERATURE (°C)	GEL TIME	DRY TO TOUCH	TOTAL DRYING TIME
25	6 – 8 min	10 – 30min	< 1 h
40	< 5 min	< 10 min	< 20min

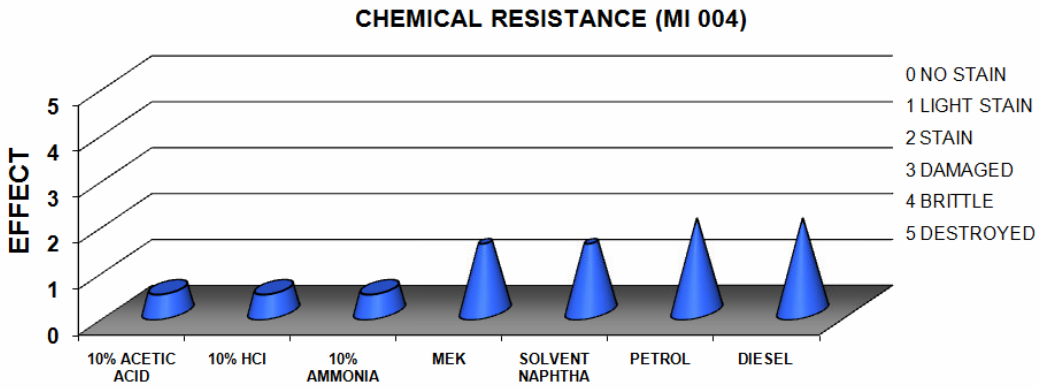

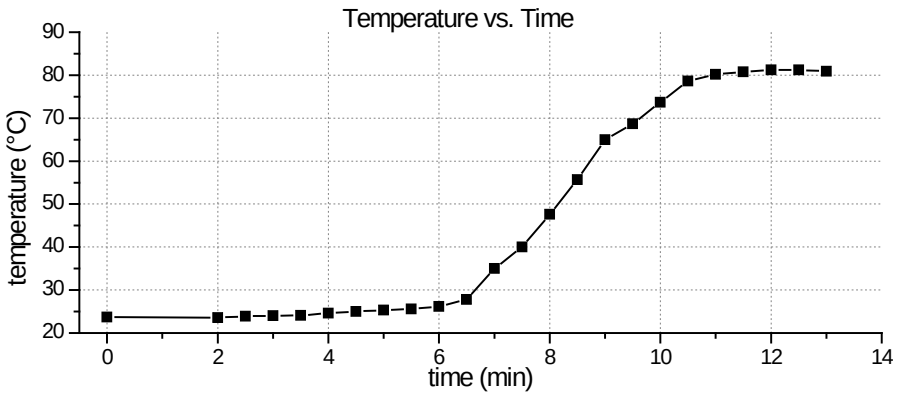

Catalysis (MI 003) has been performed with 2% benzoyl peroxide